

Scaled data based on original data using  
LM-79-08 Approved Method: Electrical and Photometric Measurements of Solid-  
State Lighting Products

Test Report Prepared for  
Cooper Lighting Solutions  
(formerly Eaton)

Brand: McGRAW-EDISON

Report Number: P385507

Luminaire Tested: **GWC-SA1A-740-U-T4FT**

Issue Date: 3/3/2020

**Test Information**

Test Method: LM-79-08  
Report Number: P385507  
TEST IS SCALED FROM IESNA LM-79-08 TEST DATA (G2-1903-205-16)  
Test Lab: INNOVATION CENTER  
Issue Date: 3/3/2020  
Manufacturer: COOPER LIGHTING SOLUTIONS (FORMERLY EATON)  
Product Line: MCGRAW-EDISON  
Catalog Number: GWC-SA1A-740-U-T4FT  
Description: GALLEON WALL LUMINAIRE  
(1) 70 CRI, 4000K, 615mA LIGHTSQUARE WITH 16 LEDS AND TYPE IV FORWARD  
THROW OPTICS  
Light Source: -  
Ballast/Driver: ELECTRONIC DRIVER

**Summary**

Lumens per Lamp: N/A  
Luminaire Lumens: 5008 lumens  
Efficiency: N/A  
Efficacy: 147.3 lumens/watt  
Luminous Opening: Rectangular (W 0.5' x L: 0.5' x H: 0')  
IES Classification: Type IV - Short  
BUG Rating: B1 - U0 - G2

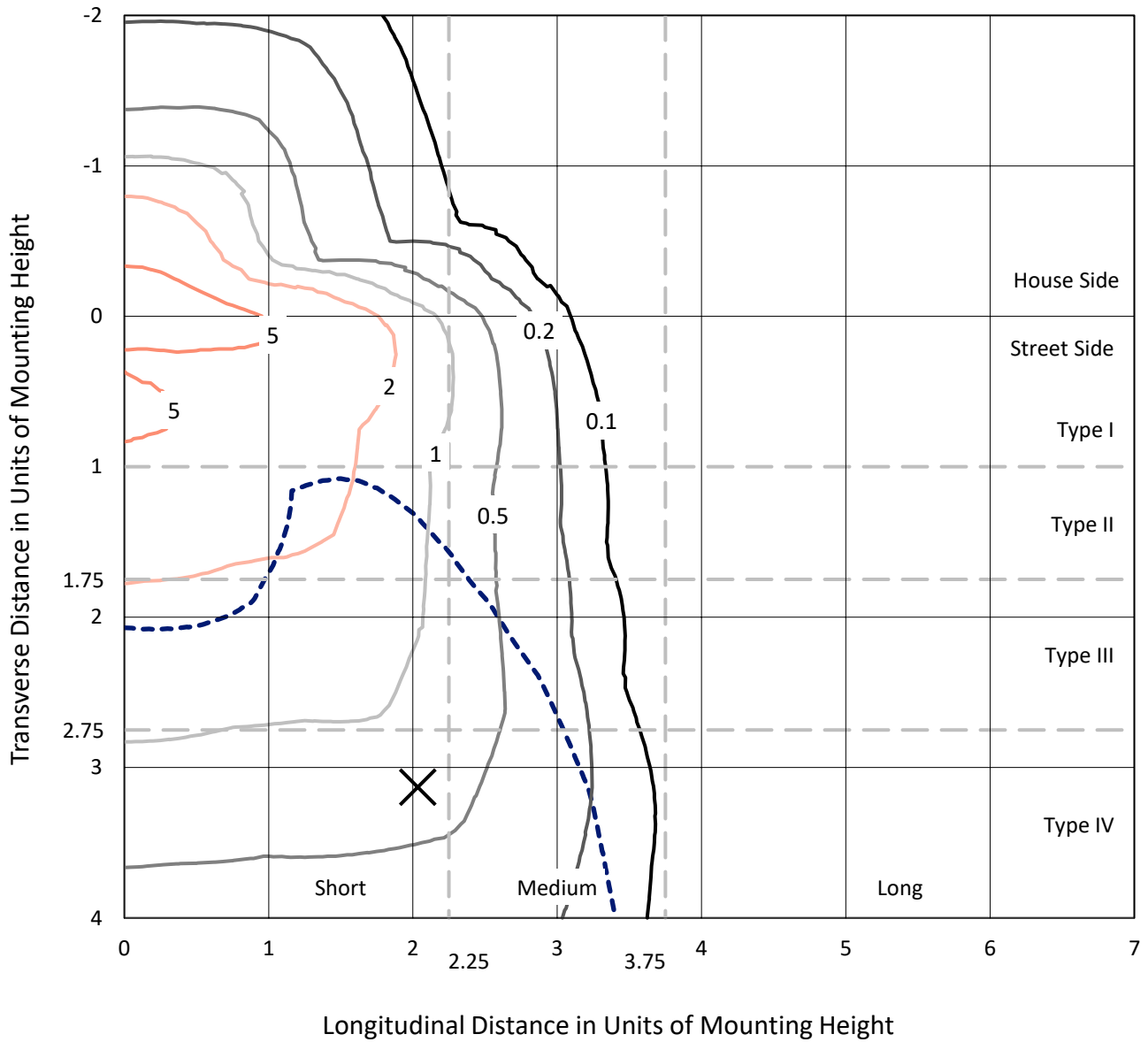
Input Watts (W): 34  
Input Voltage (V): NR  
Input Current (A<sub>in</sub>): NR  
Voltage Rise (V): NR  
Power Factor: NR  
Total Harmonic Distortion (THDi): NR  
Frequency (hertz): 60  
Stabilization Time: NR  
Operation Time: NR  
Ambient Temperature (°C): NR  
Test Distance: 24 FT



REPORT NUMBER: P385507  
 CATALOG NUMBER: GWC-SA1A-740-U-T4FT

### Iso-Footcandle Lines of Horizontal Illumination

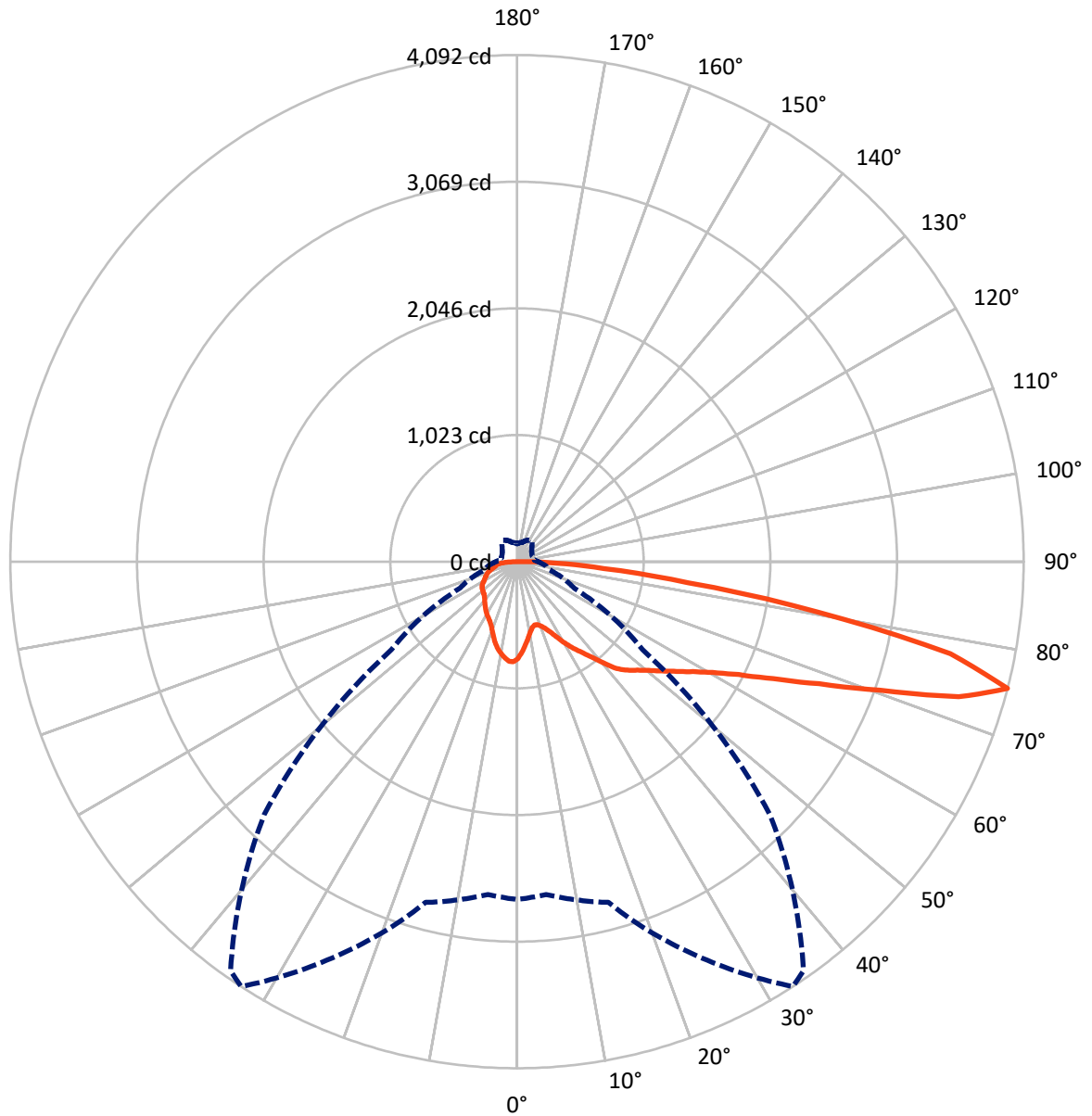
✕ Max cd  
 - - - 1/2 Max cd



Based on 10 foot mounting height. Maximum calculated value = 7.8 fc  
 Type IV - Short - N/A

REPORT NUMBER: P385507  
CATALOG NUMBER: GWC-SA1A-740-U-T4FT

### Luminous Intensity Polar Plot



— Vertical Plane Through 33-Deg Lateral    - - - Horizontal Cone Through 75-Deg Vertical

REPORT NUMBER: P385507

CATALOG NUMBER: GWC-SA1A-740-U-T4FT

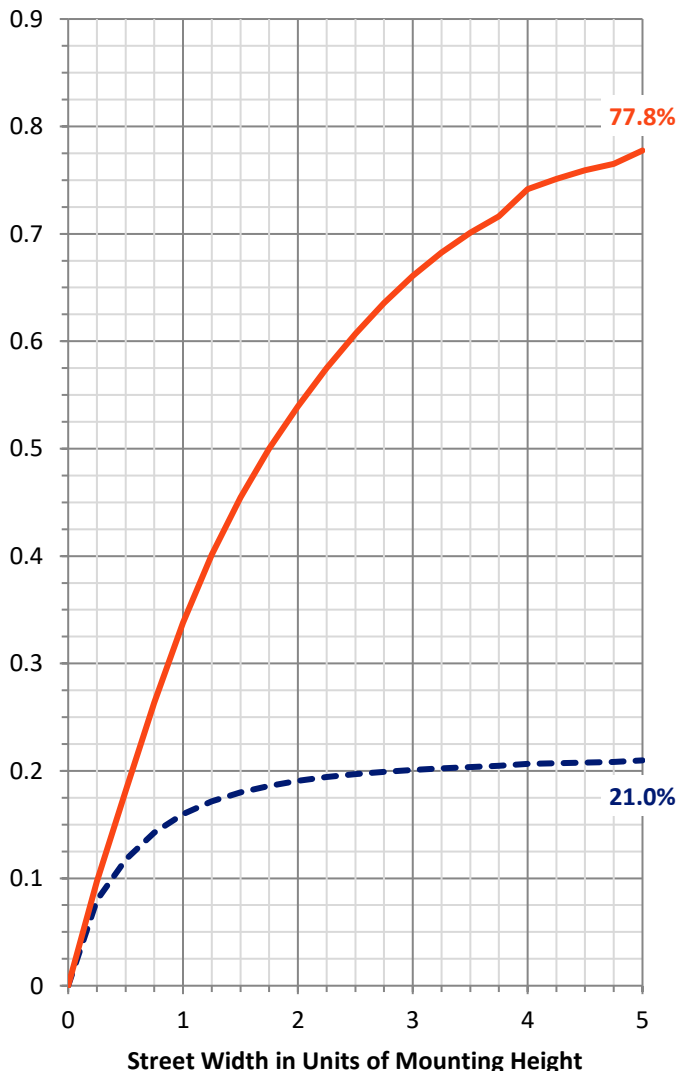
**FLUX DISTRIBUTION:**

		Downward	Upward	Total
<b>House Side</b>	Lumens	1075.4	0.0	1075.4
	% Fixture	21.5	0.0	21.5
<b>Street Side</b>	Lumens	3932.6	0.0	3932.6
	% Fixture	78.5	0.0	78.5
<b>Total</b>	Lumens	5008.0	0.0	5008.0
	% Fixture	100.0	0.0	100.0

**ZONAL LUMENS:**

Zone	Lumens	% Fixture
0°-10°	70.8	1.4
10°-20°	191.7	3.8
20°-30°	313.1	6.3
30°-40°	466.3	9.3
40°-50°	668.8	13.4
50°-60°	918.2	18.3
60°-70°	1149.6	23.0
70°-80°	1040.0	20.8
80°-90°	189.4	3.8
90°-100°	0.0	0.0
100°-110°	0.0	0.0
110°-120°	0.0	0.0
120°-130°	0.0	0.0
130°-140°	0.0	0.0
140°-150°	0.0	0.0
150°-160°	0.0	0.0
160°-170°	0.0	0.0
170°-180°	0.0	0.0
0°-90°	5008.0	100.0
0°-180°	5008.0	100.0

**Coefficient of Utilization**



REPORT NUMBER: P385507

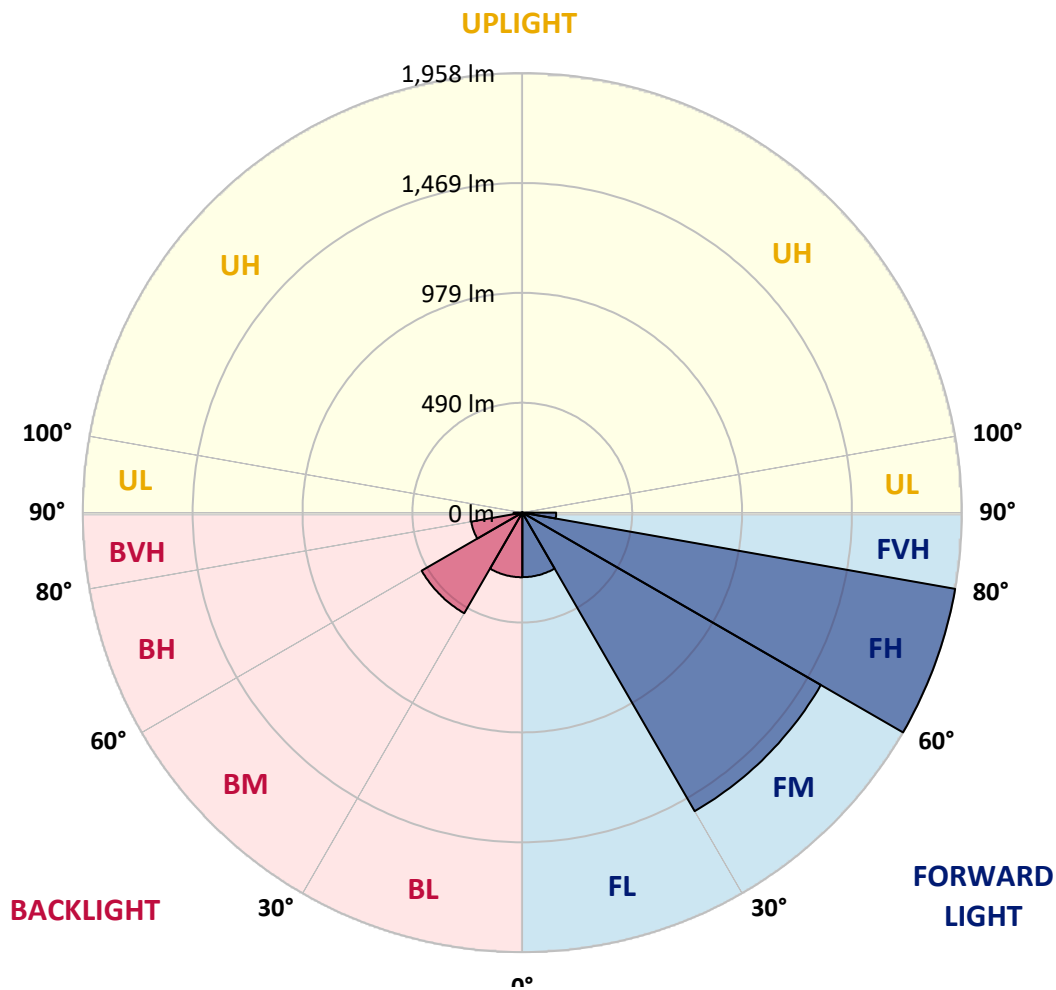
CATALOG NUMBER: GWC-SA1A-740-U-T4FT

**LUMINAIRE CLASSIFICATION SYSTEM LUMEN TABLE AND BUG RATING:**

Zone	Lumens	% Fixture	Zone Rating/Lumen Limit		
			B	U	G
FL (0°-30°)	287.6	5.7			
FM (30°-60°)	1535.9	30.7			
FH (60°-80°)	1958.3	39.1			G2/5000
FVH (80°-90°)	150.9	3.0			G2/225
BL (0°-30°)	288.0	5.8	B1/500		
BM (30°-60°)	517.5	10.3	B1/1000		
BH (60°-80°)	231.2	4.6	B1/500		G1/500
BVH (80°-90°)	38.6	0.8			G1/100
UL (90°-100°)	0.0	0.0		U0/0	
UH (100°-180°)	0.0	0.0		U0/0	

**BUG Rating: B1-U0-G2**

Type IV Short





REPORT NUMBER: P385507  
 CATALOG NUMBER: GWC-SA1A-740-U-T4FT

**CANDELA DISTRIBUTION (FULL):**

	0°	5°	15°	25°	33°	35°	45°	55°	65°	75°	85°
0°	782.8	782.8	782.8	782.8	782.8	782.8	782.8	782.8	782.8	782.8	782.8
2.5°	726.9	724.1	729.3	730.0	734.5	736.2	742.5	752.2	760.1	769.3	777.6
5°	661.0	659.1	666.4	671.5	681.4	685.6	700.3	720.8	739.2	759.9	778.8
7.5°	598.4	597.3	605.5	617.2	628.6	634.4	659.8	689.7	720.3	753.9	782.8
10°	545.6	545.3	553.0	564.6	581.4	587.8	620.7	660.1	703.0	749.2	789.5
12.5°	516.0	517.2	520.9	530.6	546.1	552.5	589.0	635.4	688.5	747.7	799.4
15°	523.3	525.2	519.0	518.6	529.7	534.7	569.0	617.7	678.1	750.3	813.7
17.5°	554.3	554.6	538.2	527.8	534.5	537.1	562.7	607.7	672.1	756.1	831.7
20°	597.9	597.0	567.9	550.6	554.3	555.0	571.6	607.9	671.5	766.3	855.1
22.5°	655.6	649.2	610.1	586.6	585.7	584.7	594.2	620.7	679.2	783.0	882.9
25°	731.1	725.0	671.2	639.0	632.1	629.5	630.9	648.0	694.2	800.8	914.1
27.5°	815.0	804.4	752.5	707.0	692.7	689.0	680.7	686.6	710.6	817.9	951.1
30°	885.2	879.5	834.2	780.2	763.2	758.0	736.2	729.8	734.3	841.2	997.8
32.5°	924.5	920.7	893.1	849.6	833.8	826.5	795.8	783.0	772.4	878.1	1061.1
35°	972.0	969.6	953.0	921.3	898.0	890.4	866.5	853.2	826.0	928.8	1142.9
37.5°	1032.6	1030.0	1030.3	1004.7	976.9	969.8	954.0	940.0	895.6	995.4	1231.9
40°	1101.1	1096.1	1094.2	1092.9	1075.3	1071.3	1063.0	1044.0	982.8	1075.0	1319.6
42.5°	1204.2	1186.4	1148.3	1162.7	1180.1	1178.1	1184.8	1157.5	1079.6	1169.1	1405.2
45°	1303.7	1274.4	1208.7	1211.8	1250.0	1261.6	1312.1	1292.8	1184.6	1272.2	1493.8
47.5°	1349.0	1326.8	1271.0	1271.1	1309.0	1333.1	1443.8	1429.9	1295.0	1389.3	1601.9
50°	1399.7	1377.5	1327.4	1346.2	1379.2	1404.8	1570.9	1563.8	1400.0	1517.5	1731.5
52.5°	1455.0	1417.5	1385.6	1419.4	1465.7	1495.5	1698.2	1678.9	1496.4	1646.5	1880.4
55°	1455.7	1445.5	1469.7	1494.5	1563.8	1600.3	1831.6	1780.4	1574.9	1773.3	2001.7
57.5°	1538.6	1522.0	1573.3	1584.8	1675.4	1716.6	1964.3	1868.8	1654.8	1870.5	2067.1
60°	1648.2	1634.1	1676.1	1706.2	1813.5	1868.5	2106.0	1959.6	1717.6	1943.9	2063.9
62.5°	1837.7	1821.6	1821.1	1863.3	2007.7	2071.7	2265.0	2048.7	1742.5	1958.4	1975.9
65°	2115.0	2089.4	2041.1	2061.2	2276.0	2339.9	2442.6	2113.2	1709.7	1880.6	1749.1
67.5°	2384.8	2384.0	2324.6	2365.8	2630.3	2681.5	2645.0	2119.6	1607.1	1609.5	1346.7
70°	2653.8	2657.3	2647.3	2790.5	3109.0	3162.3	2860.6	2033.7	1376.5	1162.3	806.8
72.5°	2867.0	2866.1	2916.6	3285.9	3730.2	3718.2	3042.2	1773.1	988.3	627.4	385.6
75°	2728.9	2698.8	2849.3	3531.2	4092.2	4033.9	2887.7	1236.9	512.9	285.6	207.6
77.5°	1779.9	1808.4	2029.3	2917.1	3579.5	3508.6	2118.6	577.1	241.7	187.3	150.5
80°	644.6	674.7	950.2	1652.4	2466.1	2454.6	1043.3	237.2	163.5	141.5	109.7
82.5°	221.8	232.8	374.9	733.8	1392.4	1444.3	392.5	134.8	118.8	100.3	75.1
85°	87.0	99.6	171.4	353.1	702.3	707.5	159.0	80.6	82.7	65.7	41.2
87.5°	33.0	40.1	82.0	164.0	320.7	294.6	56.9	38.4	47.1	39.1	19.5
90°	0.0	0.0	0.0	0.0	0.0	0.0	0.0	0.0	0.0	0.0	0.0



REPORT NUMBER: P385507  
 CATALOG NUMBER: GWC-SA1A-740-U-T4FT

**CANDELA DISTRIBUTION (continued):**

	90°	95°	105°	115°	125°	135°	145°	155°	165°	175°	180°
0°	782.8	782.8	782.8	782.8	782.8	782.8	782.8	782.8	782.8	782.8	782.8
2.5°	784.0	787.6	795.2	800.4	806.0	807.5	808.2	809.6	811.0	810.5	810.6
5°	788.8	795.9	808.2	813.4	815.8	813.1	807.7	803.4	800.3	798.5	798.0
7.5°	796.8	806.8	820.0	819.1	813.6	801.3	787.4	777.1	768.4	765.3	763.6
10°	807.3	819.1	828.3	818.4	802.3	781.0	760.3	744.2	731.2	726.2	725.3
12.5°	820.8	832.8	834.5	813.6	786.9	757.9	729.7	708.4	689.0	682.8	681.4
15°	838.3	849.6	838.8	805.1	767.9	728.8	692.3	663.4	643.0	635.4	632.6
17.5°	856.6	867.4	839.7	791.1	743.0	694.4	648.5	619.0	595.6	586.8	585.7
20°	878.6	883.5	836.1	771.0	708.7	649.7	601.5	573.6	561.2	555.0	554.3
22.5°	905.8	900.6	827.8	743.9	665.3	598.2	558.9	546.0	542.8	541.5	542.0
25°	934.5	918.6	815.5	708.4	610.5	546.6	527.8	531.4	535.6	535.1	535.1
27.5°	966.1	936.9	796.6	661.3	549.8	504.4	506.7	520.0	526.2	526.1	525.9
30°	1006.8	957.7	772.6	604.8	493.0	474.7	488.3	504.6	513.1	512.7	512.9
32.5°	1056.8	980.5	739.9	541.6	452.0	452.7	468.5	484.5	494.4	493.5	493.7
35°	1115.3	1006.1	695.6	479.4	424.9	435.2	447.7	458.9	468.3	467.1	465.9
37.5°	1178.9	1031.2	636.8	423.7	402.7	419.0	429.4	431.3	435.6	432.5	430.2
40°	1239.5	1050.4	561.0	378.0	380.4	405.1	411.9	404.3	396.5	395.5	392.3
42.5°	1292.2	1056.8	484.4	341.5	356.9	390.6	394.8	378.8	364.8	358.3	355.5
45°	1347.9	1059.0	412.9	310.9	334.2	377.6	382.1	360.9	341.1	327.0	322.3
47.5°	1420.8	1075.3	357.4	288.2	316.9	369.0	375.4	346.5	320.9	300.7	296.3
50°	1516.1	1107.5	312.2	270.9	305.7	363.3	370.5	332.5	304.3	279.9	275.6
52.5°	1622.0	1137.1	275.7	256.9	294.8	353.2	364.3	322.5	288.7	260.7	256.0
55°	1696.0	1114.4	246.3	242.4	280.6	338.9	355.7	314.0	266.4	242.0	237.9
57.5°	1710.2	1036.9	224.0	227.3	263.5	320.9	342.3	295.1	254.3	233.9	229.6
60°	1671.4	929.0	207.4	213.5	245.1	298.2	317.4	281.8	242.7	225.2	221.6
62.5°	1574.0	818.4	195.1	201.0	228.0	275.2	301.9	267.8	230.9	215.4	211.7
65°	1377.3	687.1	183.4	189.9	212.1	255.3	287.9	254.8	219.4	207.4	204.0
67.5°	1039.7	514.6	172.3	178.2	197.9	238.0	272.6	242.0	208.1	200.5	196.3
70°	612.2	322.3	159.7	165.9	183.0	220.0	256.4	228.0	194.1	190.6	185.3
72.5°	284.9	193.9	145.3	151.4	164.3	196.0	235.4	209.7	177.5	169.9	162.6
75°	170.0	141.9	128.4	133.7	142.9	170.4	209.1	191.0	161.7	151.7	144.1
77.5°	127.1	108.5	109.7	115.4	122.8	149.1	185.3	176.3	149.6	141.9	136.7
80°	91.5	82.3	89.4	95.7	103.4	135.6	177.5	163.0	135.3	124.9	120.1
82.5°	61.1	59.2	67.3	73.7	81.3	118.7	166.8	142.7	115.6	102.4	91.7
85°	33.7	35.6	45.3	48.1	54.7	83.6	136.7	114.7	87.0	70.1	66.9
87.5°	14.0	16.4	24.4	23.5	29.1	49.8	90.0	69.2	55.4	41.3	32.2
90°	0.0	0.0	0.0	0.0	0.0	0.0	0.0	0.0	0.0	0.0	0.0



Signify Classified - Internal  
Cooper Lighting Solutions Photometric Lab  
1121 Highway 74 South  
Peachtree City, GA 30269

Scaled Data Report



Report Generated By 670245982

Signify Classified - Internal  
Cooper Lighting Solutions Photometric Lab  
1121 Highway 74 South  
Peachtree City, GA 30269

Scaled Data Report



Signify Classified - Internal  
Cooper Lighting Solutions Photometric Lab  
1121 Highway 74 South  
Peachtree City, GA 30269

Scaled Data Report



Signify Classified - Internal  
Cooper Lighting Solutions Photometric Lab  
1121 Highway 74 South  
Peachtree City, GA 30269

Scaled Data Report



Signify Classified - Internal  
Cooper Lighting Solutions Photometric Lab  
1121 Highway 74 South  
Peachtree City, GA 30269

Scaled Data Report



--- HS — SS

Signify Classified - Internal  
Cooper Lighting Solutions Photometric Lab  
1121 Highway 74 South  
Peachtree City, GA 30269

Scaled Data Report



u

Signify Classified - Internal  
Cooper Lighting Solutions Photometric Lab  
1121 Highway 74 South  
Peachtree City, GA 30269

Scaled Data Report



Signify Classified - Internal  
Cooper Lighting Solutions Photometric Lab  
1121 Highway 74 South  
Peachtree City, GA 30269

Scaled Data Report



(END OF REPORT)